

S SERIES

club v speakers

S115V

- 15" cast frame woofer
- 2" pure titanium diaphragm
- 90 x 45 degree CD horn
- Integral pole socket for stand mounting
- Excellent for high-level music and vocals

SM12V

- 12" 2-way floor monitor
- Low profile design
- Can easily be used as a main speaker
- Pole socket allows use as a main speaker
- Awesome vocal monitor

SW115V

- 15" cast frame driver
- Long travel for solid bass down to 35Hz
- Integral socket for main speaker mounting
- Appropriate wherever more bass is required

SM10V

- 10" floor monitor
- 1" titanium dome compression driver
- 90 x 90 degree dispersion
- Pole socket allows use as a main speaker
- Great where size is a concern

SW118V

- 18" cast frame driver
- Response down to 30Hz
- Efficient Bass reflex design
- Integral socket for main speaker mounting
- Great for use with dance music

SM15V

- 15" 2-way floor monitor
- Heavy-duty cast frame woofer
- Very high output
- Pole socket allows use as a main speaker
- Ready for use with electronic music



Club Series V loudspeakers with the S prefix have rugged carpet covering and steel corner protectors to hold up to the rigors of transport. Heavy arced steel grilles offer protection for the woofer. Models are available for any application from small speech reinforcement to very high output dance requirements. No matter which model you choose, years of high performance sound are assured.

S112V

- 12" high power woofer
- 2" titanium compression driver
- Integral pole socket for stand mounting
- Perfect for small bands



C115VA & C112VA

- Flying versions of C112V and C115V
- 12 integral fly points
- Terminal strip for easy wiring
- Eye bolts included
- Ready to hang



C112V

- 12" 2-way design
- High-power woofer
- Titanium HF driver
- Integral pole socket for stand mounting
- Great for vocals

S215V

- Dual 15" cast frame woofers
- 2000-watt peak power handling
- Tightly braced cabinet
- Excellent high-output performer



SW218V

- Dual 18" subwoofer
- Cast frame drivers
- 2400-watt peak power handling
- Amazing bass performance

CW218V

- Dual 18" subwoofer
- Unique folded baffle design
- Low-profile cabinet
- Capable of extreme SPL



C L U B Y



S E R I E S

C SERIES

C215V

- Two 15" cast frame woofers
- 2000-watt peak power handling
- 90 x 45 degree CD horn
- Perfect where high sound pressure levels are required

CM10V

- 10" floor monitor
- 1" titanium dome compression driver
- Can also be used as a main speaker
- Pole socket allows use as a main speaker
- Great where size is a concern

CM12V

- 12" 2-way floor monitor
- 2" titanium HF driver
- Rugged, low-profile design
- Pole socket allows use as a main speaker
- Great for vocals

C115V

- 15" cast frame woofer
- 1000 watt peak power handling
- 90 x 45 degree CD horn
- Integral pole socket for stand mounting
- Excellent for live and recorded music

CW115V

- 15" cast frame driver
- Efficient bass-reflex design
- Integral socket for main speaker mounting
- Solid response down to 35Hz

CM15V

- 15" 2-way floor monitor
- Full frequency response
- Pole socket allows use as a main speaker
- Very high output

CM118V

- 18" cast frame driver
- 1200 watt peak power handling
- Bass reflex design
- Integral socket for main speaker mounting
- Great for use with dance music




Club V loudspeakers with the C prefix are coated with a heavy-duty elastomeric spray coating. Designed as an installation alternative to the carpeted S versions, they can easily fit any décor. The finish is very tough, and readily paintable to match surroundings. The steel grilles are foam-lined with acoustically transparent material to provide a more subdued appearance.

Applications

club v speakers

Club Series loudspeakers, along with Yamaha mixers and amplifiers, were designed to satisfy almost any application. The examples below illustrate how easy choosing the proper system or adding to existing systems can be.


Speech or Vocal Reinforcement System




Duo or Trio Performance System



Dance Band System



House of Worship System




Visit www.yamaha.com/proaudio to explore Yamaha's full line of professional audio equipment.

Compression Driver

Largest magnet structure in its class - high power handling

Yamaha's Own Phasing Plug
Smooths high frequency response



Titanium Diaphragm

Lightest, most rigid material currently available

10" & 12" Woofer



Curvilinear Cone
Extremely stiff construction method provides lower distortion

Heavy Strontium Ferrite Magnet
Creates strong magnetic field


Hapton® Voice Coil Former
Resists overheating, lightweight material specially made for this purpose



Pole Socket

Standard on all non-flying models, even floor monitors, allowing easy stand or pole mounting.

15" & 18" Woofer



Cast Aluminum Frame
More rigid, non-flexing design

Flatwound Copper Voice Coil
More densely concentrated in the magnetic field

Vented Pole Piece
Allows for cooling and high power handling

Hapton® Voice Coil Former
Resists overheating, lightweight material specially made for this purpose



Steel Jackplate

Dual 1/4" and dual speakon allows secure wiring



Crossover Networks

Heavy-duty components divide the signal between low and high frequencies and protect the drivers from damage and abuse.



YAMAHA CLUB V SERIES SPECS

S SERIES Road-worthy, rugged carpet covered models

Model	Woofer	Tweeter (diaphragm)	Frequency Response (-10dB)	Nominal Impedance	Power Handling (noise ¹ /program/peak)	Sensitivity 1W, 1m	Maximum SPL ³	Dimensions ² W x H x D	Weight ² (pounds)
S112V	12"	2" titanium	60Hz–16kHz	8Ω	175 / 350 / 700	97dB	126dB	17 x 25 x 13	42.5
S115V	15"	2" titanium	55Hz–16kHz	8Ω	250 / 500 / 1000	99dB	129	19 x 28 x 15	60.5
S215V	15" (2)	2" titanium	42Hz–16kHz	4Ω	500 / 1000 / 2000	99dB	132	20 x 46 x 24	101.0
SM10V	10"	1" phenolic	70Hz–20kHz	8Ω	125 / 250 / 500	96dB	123	22 x 14 x 11	27.0
SM12V	12"	2" titanium	60Hz–16kHz	8Ω	175 / 350 / 700	97dB	126	25 x 16 x 14	43.0
SM15V	15"	2" titanium	55Hz–16kHz	8Ω	250 / 500 / 1000	99dB	129	28 x 19 x 13	57.0
SW115V	15"	n/a	35Hz–2kHz	8Ω	250 / 500 / 1000	95dB	125	19 x 24 x 21	64.0
SW118V	18"	n/a	30Hz–2kHz	8Ω	300 / 600 / 1200	96dB	127	22 x 32 x 25	71.0
SW218V	18" (2)	n/a	30Hz–2kHz	4Ω	600 / 1200 / 2400	98dB	132	48 x 23 x 26	132.0

C SERIES Durable spray-finished models with foamed steel grilles

C112V	12"	2" titanium	60Hz–16kHz	8Ω	175 / 350 / 700	97dB	126	17 x 25 x 13	42.5
C115V	15"	2" titanium	55Hz–16kHz	8Ω	250 / 500 / 1000	99dB	129	19 x 28 x 15	60.5
C215V	15" (2)	2" titanium	42Hz–16kHz	4Ω	500 / 1000 / 2000	99dB	132	20 x 46 x 24	101.0
CM10V	10"	1" phenolic	70Hz–20kHz	8Ω	125 / 250 / 500	96dB	123	22 x 14 x 11	27.0
CM12V	12"	2" titanium	60Hz–16kHz	8Ω	175 / 350 / 700	97dB	126	25 x 16 x 14	43.0
CM15V	15"	2" titanium	55Hz–16kHz	8Ω	250 / 500 / 1000	99dB	129	28 x 19 x 13	57.0
CW115V	15"	n/a	35Hz–2kHz	8Ω	250 / 500 / 1000	95dB	125	19 x 24 x 21	64.0
CW118V	18"	n/a	30Hz–2kHz	8Ω	300 / 600 / 1200	96dB	127	22 x 32 x 25	71.0
CW218V	18" (2)	n/a	30Hz–2kHz	4Ω	600 / 1200 / 2400	98dB	132	48 x 23 x 26	132.0

FLYABLE MODELS Ideal for installations

C112VA	12"	2" titanium	60Hz–16kHz	8Ω	175 / 350 / 700	97dB	126	17 x 25 x 13	42.5
C115VA	15"	2" titanium	55Hz–16kHz	8Ω	250 / 500 / 1000	99dB	129	19 x 28 x 15	60.5

¹ Per IEC RS-426 specifications. ² Dimensions and weight are approximate. ³ Calculated.




© 2004 Yamaha Corporation of America
P.O. Box 6600, Buena Park, CA 90622-6600

Yamaha is a registered trademark of Yamaha Corporation. All rights reserved.

Specifications are subject to change.

WWW.YAMAHA.COM/PROAUDIO

 **YAMAHA**



CLUB V SPEAKERS



Yamaha has a long history of both making and reproducing music. The Club Series V loudspeakers represent the latest in our continuing effort to provide the professional features and sound quality you've come to expect and deserve.

Built in the United States, these loudspeakers are designed to provide years of service. High power handling and excellent response have made Club Series loudspeakers the perfect choice for more than 16 years. Whether playing in a band, DJing, or upgrading the sound system at your church or school, with an expanded lineup of over twenty models to choose from, you're sure to find the right loudspeaker. Have a look at what goes into their construction —



— Cabinets are constructed of high quality particleboard, chosen for its high strength and elasticity, consistent void-free makeup and light weight. Another great benefit of this material is its environmental friendliness. Made from southern yellow pine, this material is both abundant and quickly renewable. Accurate CNC routing machines are used to cut every part, assuring consistency with tolerances of one ten thousandth of an inch. Skilled technicians assemble each cabinet by hand, rejecting any defects. Whether covered in durable carpet or the elastomeric spray coating, heavy steel handles and sturdy pole sockets make moving and positioning easy.



— The drivers, or speakers, in these cabinets are custom made by Eminence Speaker Corporation® to Yamaha's exacting tolerances. Woofers share design features like high strength curvilinear cones and Dupont Kapton™ voice coil formers. Oxygen-free copper voice coils and oversized strontium ferrite magnets are also used to provide high power handling and long life. The 15" and 18" drivers use cast aluminum frames to support the massive magnet structure, eliminate flex and help dissipate heat. The compression driver that generates the high frequency sound uses a pure titanium diaphragm. This 2" dome is one of the largest in its class, allowing for very high output and low distortion without the aid of cooling fluids. It's mated to a 90° x 40° custom designed CD (constant directivity) horn with excellent dispersion and response.



— Crossover networks that divide the signal going to the woofer and compression driver are constructed with oversized coils, high voltage capacitors, and power resistors designed to provide the best possible sound quality and minimize loss. Overload protection is also included to protect the components.

— Connections on these loudspeakers are dual Neutrik Speakon® and Switchcraft® 1/4" jacks for the highest possible strength and current capacity. Two of each connector make it easy to "daisy chain" speakers.

